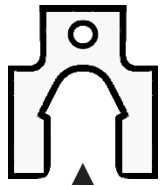


US 1/32" THICKNESS
50 PIECES

Universal Shim

5/8"
OPENING

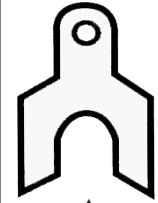


US 1/16" THICKNESS
50 PIECES

Universal Shim

5/8"
OPENING

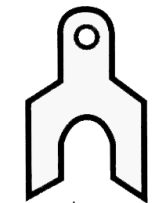
BOC 1/32" THICKNESS



10 PIECES
Buick,
Cadillac,
Oldsmobile

17/32" OPENING

CT 1/32" THICKNESS



15 PIECES
Chev. & GMC
1/2 ton, Ford
passenger
cars

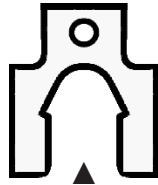
17/32" OPENING

N 1/32" THICKNESS



15 PIECES
GM late
models

33/64" OPENING

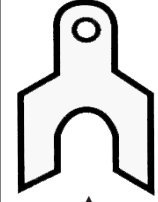


US 1/8" THICKNESS
50 PIECES

Universal Shim

5/8"
OPENING

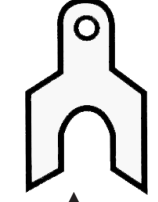
BOC 1/16" THICKNESS



10 PIECES
Buick,
Cadillac,
Oldsmobile

17/32" OPENING


CT 1/16" THICKNESS



15 PIECES
Chev. & GMC
1/2 ton, Ford
passenger
cars

17/32" OPENING

N 1/16" THICKNESS



15 PIECES
GM late
models

33/64" OPENING

N 1/8" THICKNESS



15 PIECES
GM late
models

33/64" OPENING

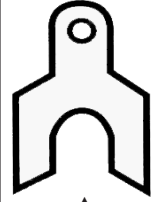


CC 1/32" THICKNESS
20 PIECES

Chev and GMC 3/4 & 1 ton trucks

9/16"
OPENING

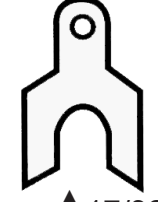
BOC 1/18" THICKNESS



10 PIECES
Buick,
Cadillac,
Oldsmobile

17/32" OPENING

CT 1/8" THICKNESS



15 PIECES
Chev. & GMC
1/2 ton, Ford
passenger
cars

17/32" OPENING



9/16"
OPENING

CC 1/16" THICKNESS
30 PIECES

Chev and GMC 3/4 & 1 ton trucks



9/16"
OPENING

CC 1/8" THICKNESS
30 PIECES

Chev and GMC 3/4 & 1 ton trucks